

# GOTH/Punk

**Makeup Kit**



# GOTH/Punk

**Makeup Kit**

Makeup Artist: Mario Ceja  
Photographer: Jessica Lovino  
Model: Mary O'Rourke


[www.treasurehouseofmakeup.co.uk](http://www.treasurehouseofmakeup.co.uk)




**Easy  
Step-by-Step  
Instructions**




**Step 1** – Start with dry clean skin. (Do not use any creams or moisturizer first)



**Step 2** – Apply Mehron's *StarBlend White* dry with a sponge applicator evenly over the face and neck.



**Step 3** – Use the *Black eyeliner pencil* to outline the upper and lower lashes. You can make the line thicker and longer to get more extreme eyes. Use the brush to apply Mehron's *E.Y.E Powder Black Onyx* on the eye lid to get the dark mystical eyes.



**Step 4** – Use a sponge applicator with the *E.Y.E Powder Black Onyx* and apply just below the cheekbone and blend down. This will give a dramatic hollow cheek appearance. Apply the *Black Lip Stick* and *Nail Polish*. Then apply the *Temporary black hair gel* to dry hair.



**Step 5** – Use the spring loaded *piercing ring* on the nose, eyebrow, or lip as desired. The *Tongue Stud* is applied with suction.

**Step 6** – Accessories with black wardrobe and you are ready to party.

