

# PRISMA

Paradise  
MAKEUP AQ™

mehron

## DESIGN IDEAS CREATED BY: "JINNY" MAKEUP ARTISTE

Mehron's world-famous Paradise Makeup AQ is now available in our new Prisma BlendSet. Each color combination was designed to the exact specifications of world famous face & body artist and instructor, Jinny – Makeup Artiste. The large surface of the rectangular cake has equal amounts of each color. They can be applied with a sponge or brush. Available in a variety of BlendSets or a handy 8 BlendSet Palette for a quick, well organized set up.

**Application with Sponge:** Dampen sponge in water, wring out any excess water. Begin by placing the sponge at one end of the Prisma cake and swipe the sponge across to the other side, back and forth without lifting the sponge. This helps keep the lines in place. When sponge is fully loaded, place on the area to be designed and "pat" colors onto the skin.

**Application with Brush:** Wet the Custom Designed Square Paradise AQ brush and place it at one end of the Prisma cake and swipe the brush to the other side, back and forth without lifting the brush. This helps keep the colors in place. When the brush is fully loaded begin your design by placing the brush on the area to be designed and brush the colors on.

**Removal:** Removes easily with soap and warm water.




MAKE-UP ARTISTE  
Jinny  
APPROVED®

**Twist**



**Shadow**

# Arc-en-ciel



**PRISMA**

mehron *Paradise*  
MAKEUP AQ™

# Flash



**PRISMA**

mehron *Paradise*  
MAKEUP AQ™




**Cool**



**Patriot**





**Hot**





**Fleur**

**PRISMA**

mehron

Paradise  
MAKEUP AQ™




ARC-EN-CIEL



FLEUR



TWIST



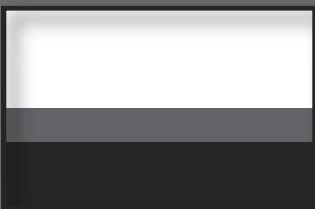
COOL



HOT



FLASH



SHADOW



PATRIOT

# PRISMA

*Paradise*  
MAKEUP AQ™

