


Paradise Makeup AQ™ Pro Size

Paradise Makeup AQ™, a moist, semi-soft cake make-up, which is activated with a wet sponge or brush. The special formula includes aloe and chamomile and the enriching emollients glycerin, avocado oil and cocoa butter making it a moisturizer on the skin.

- It's vibrant color loads up easy in a wet sponge or brush
- With its special formula, you can apply colors over colors or blend one color into another.
- Does not fade or crack and allows glitter and precious gem powders to be pressed into the final design for sparkle.
- Removes with soap and water



Blood

There are four kinds of blood to consider, each with it's own characteristics. You can also choose arterial (bright) or venous (dark) versions.

- **Stage Blood** – Doesn't dry and will continue to drip away from application. Good for use in blood capsules.
- **Coagulated Blood** – Thicker stage blood, will stay where it's put. Doesn't dry. Good for injuries and quick application and cleanup.
- **Squirt Blood™** – Water based blood that behaves like real blood. Does dry and will go through tubing for special effects application.
 - **3-D Gel™ Blood Red** – See separate **3-D Gel™** Sheet

The red in blood products may stain clothing and skin. Use **Barrier Spray™** to minimize staining of the skin. For clothing, wash immediately after applying a pre-wash to the spot.



Barrier Spray™

Barrier Spray™, when applied to clean dry skin, will inhibit sweating. (To make sure the skin has no body oils or soap film, wipe down with alcohol pads)

- When applied properly, a mist spray, **Barrier Spray™** will allow makeup to be applied evenly and stop or reduce staining from pigments.
- **Barrier Spray™** can be used over cream makeup to remove powder haze from the **Colorset™ Powder** and will restore the colors and make the makeup sweat resistant.
- **Barrier Spray™** can be used over water based makeup like **Fantasy FX™** and **StarBlend™** to make them sweat resistant.
- When applied properly, **Barrier Spray™** will keep makeup fresh and minimize rubbing off onto costumes and gowns.



Latex

Latex is a liquid rubber that dries clear. It's great for making prosthetic pieces, adhering crepe hair, and creating 3-D aging effects.

- Latex should never be applied to fabric or hair, it will not surrender hair.
- There is no remover for latex, so caution should be taken when applying latex. To remove, gently pull away from the skin.
- You can speed up the drying process with a cool hair dryer.
- As layers are applied, the latex will take on an amber tint. Makeup will need to be applied to the finished product.
- **Latex Mask Cover Makeup™** is recommended since it is formulated with a Castor Sealer.
- For applying other cream makeups, you must first apply **Castor Sealer** to the Latex, then wait 10 minutes and wipe off the **Castor Sealer** before applying makeup.
- Powder with **Colorset™ Powder** to set the makeup.



Fantasy F/X™

A water-based, highly pigmented makeup that is easy to use and dries quickly. The convenient tube package makes it perfect for face painting and sporting events. Available in 24 colors.


- As with all water based products, there should be no traces of body oils on the skin. The makeup will dry darker on the oily spots.
- **Fantasy F/X™** is thicker than **Liquid Makeup** and will take slightly longer to dry.
- Use a sponge to apply it to the hair and/or skin.
- Spreading it thinly will speed up the drying time. If thick layers are applied, the finished product may crack and flake off.
- Once dry, **Fantasy F/X™** can be sealed with a coat of **Barrier Spray™** to make it sweat resistant.



Paradise Makeup AQ™ Pro Size

Paradise Makeup AQ™, a moist, semi-soft cake make-up, which is activated with a wet sponge or brush. The special formula includes aloe and chamomile and the enriching emollients glycerin, avocado oil and cocoa butter making it a moisturizer on the skin.

- It's vibrant color loads up easy in a wet sponge or brush
- With its special formula, you can apply colors over colors or blend one color into another.
- Does not fade or crack and allows glitter and precious gem powders to be pressed into the final design for sparkle.
- Removes with soap and water



Detailz™

Let your imagination soar with our Detailz™ liquid face and body makeup. Specifically created for detail work. A small velvet sponge applicator in each bottle allows for the smallest of details.

- Fine lines
- Perfectly round dots
- Tiny dots
- Outlining

A great companion to compliment the Paradise products.



CreamBlend™ Stick

Offers excellent long-lasting coverage and smooth supple texture for easy blending with a non-greasy feel.

- CreamBlend™ is available in the same colors as the water activated StarBlend, which could be used below the neck. (Cream makeup should not be used below the neck, because of rubbing off.)
- Once set with colorset powder, it will become water resistant.
- May be used to color latex prosthetic appliances with Castor Sealer
- To keep the colors from absorbing into the skin, suggest using Barrier Spray under the makeup and then again over the finished powdered design for maximum protection from rubbing off.



Tooth FX™

A safe non-toxic paint-on tooth color. Comes in several colors to add that special touch to your makeup design.

- Use enclosed brush to apply color on clean dry teeth.
- Using the color between the teeth will give the look of decayed or chipped teeth
- If additional coats are needed, wait until the previous coat is dry.
- Since the color may rub off over time, suggest applying just before the party or contest
- It will come off with alcohol or toothpaste.



Pro Pencils

Our ultra soft makeup pencil was created specifically for outlining and drawing face and body designs.

- Makeup is encased in sturdy black plasticized casing which cleanly peels-off when sharpened.
- To get a sharp point, place pencils in the freezer for a few minutes before sharpening
- The Slim ProPencil is good for very small detail areas, where the Jumbo ProPencil is good for filling in areas.



Clown Makeup Palette

The palette was designed specifically to meet every clown's makeup requirements. It includes all of the necessary colors for Tramp/Hobo, Auguste and Whiteface.

- The palette comes in two sizes, three color and a five color.
- Perfect size for beginners, teaching and doing demonstrations.
- As with all cream makeup, you will need setting powder to finish the makeup application.
- We recommend using Barrier Spray underneath and on top of the powdered makeup to maximize the protection and keep from rubbing off.



Dancer's Makeup Kit

An exciting new kit designed for the young dancer.

- Kit contains the Celebre Professional Foundation, in three skin tones. Celebre contains no oils, beeswax, no isopropyl myristate and is fragrance-free.
- Eight page instruction booklet for easy step by step instructions for basic and fantasy makeup for the young star.
- Additional Items included:
Barrier Spray, GlitterDust, Precious Gem Powder, Mascara, Setting Powder, Powder Puff, Full-Size Pencil Liner, Non-latex Foam Wedges, Cotton Swabs and Makeup Remover Cloth make this a complete kit for the beginner.



Bald Cap Kit

This kit is designed to provide step by step instructions for application of a bald cap and makeup.

- Includes easy to follow instruction booklet with full color photos
- A professional bald cap that allows for adjustment for head size. Easy to trim to fit.
- Enough makeup and supplies to apply to several caps (additional caps sold separately)



Tattoo Cover

Tattoo Cover comes in five skin tones and is designed to cover the darkest tattoo.

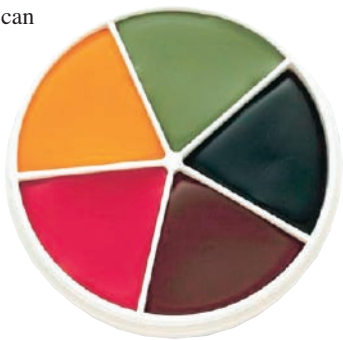
- Comes in a convenient five color ring to use as a tester to match skin tone.
- Each color is available in a large .9 oz size for easy use by individuals
- Makeup pats on the skin for easy coverage.
- Powder with a Colorset Powder and apply foundation makeup over it.
- Spray with Barrier Spray to set the makeup and keep it from rubbing off.



Bruise ColoRing™

Specially selected colors to produce the perfect bruise everytime.

- Five colors provide the different colors of bruising and are arranged around the ring
- Using a sponge, apply the makeup in an uneven manner to the point of impact.
- Apply additional colors, keeping the darkest colors in the center. As the bruise heals it will become more green/yellow on the outside edges first.
- Because the bruise should be shiny, you don't need to powder down the makeup.
- The Bloody Rose color can be used with a stipple sponge to drag across the skin to create a "Road Rash" and then drag a little of Midnight Sky through it to create asphalt dirt



Spirit Gum and Spirit Gum Remover

Spirit Gum is an amber colored, alcohol/resin liquid adhesive. Spirit Gum is great for adhering latex prosthetic pieces, cr pe hair and bald caps. Spirit Gum Remover dissolves the resin base, allowing for the Spirit Gum to be removed gently and easily.

- The Spirit Gum Remover is included in this convenient package for multiple applications of the adhesive and easy removal.
- An applicator brush is also included for easier application of Spirit Gum.
- Apply Spirit Gum to the skin or the back of the prosthetic piece. Apply the piece to the skin and then remove. Let both sides air dry for a couple of minutes, then reapply. This allows both sides to become more tacky and adhere better.
- For human hair beard and mustaches, NEVER put the Spirit Gum on the back of the lace piece. Apply only to the skin, then press the lace to the skin and remove. Let air dry to become tacky, then re-apply.



Detailz™

Let your imagination soar with our Detailz™ liquid face and body makeup. Specifically created for detail work. A small velvet sponge applicator in each bottle allows for the smallest of details.

- Fine lines
- Perfectly round dots
- Tiny dots
- Outlining

A great companion to compliment the Paradise products.



Paradise Makeup AQ™ Brushes

Having a quality brush will make all the difference in applying face paint and makeup.

- Paradise Makeup AQ™ Brushes have been specially designed to be used with water. The long acrylic handle allows the brush to be submerged in water without the handle cracking or splitting.
- The synthetic bristles allow for easy clean up.
- Special sizes and shapes make each job easier
- The Smoothy is a velvet applicator used for smoothing edges or applying glitters.
- Lay the brushes flat to allow the bristles to dry without damage.



CreamBlend™ Stick

Offers excellent long-lasting coverage and smooth supple texture for easy blending with a non-greasy feel.

- CreamBlend™ is available in the same colors as the water activated StarBlend, which could be used below the neck. (Cream makeup should not be used below the neck, because of rubbing off.)
- Once set with colorset powder, it will become water resistant.
- May be used to color latex prosthetic appliances with Castor Sealer
- To keep the colors from absorbing into the skin, suggest using Barrier Spray under the makeup and then again over the finished powdered design for maximum protection from rubbing off.



Tooth FX™

A safe non-toxic paint-on tooth color. Comes in several colors to add that special touch to your makeup design.

- Use enclosed brush to apply color on clean dry teeth.
- Using the color between the teeth will give the look of decayed or chipped teeth
- If additional coats are needed, wait until the previous coat is dry.
- Since the color may rub off over time, suggest applying just before the party or contest
- It will come off with alcohol or toothpaste.



Clown White

This super smooth cream covers efficiently without dryness or cracking, even under the most demanding performance conditions.

- Comes in regular and lite formulas. The lite is preferred for younger and senior clowns as it goes on thinner, yet still has the high pigment of the regular.
- Suggest using Barrier Spray under the makeup to keep the colors from absorbing into the skin, keeping a nice even coverage of white.
- Clown White powders down easily with Colorset or Ultra Fine Setting Powder. “White” UltraFine powder is best on Clown White as it will leave a white residue. Colorset and UltraFine Neutral are good for all colors of clown makeup.



Pro Pencils

Our ultra soft makeup pencil was created specifically for outlining and drawing face and body designs.

- Makeup is encased in sturdy black plasticized casing which cleanly peels-off when sharpened.
- To get a sharp point, place pencils in the freezer for a few minutes before sharpening
- The Slim ProPencil is good for very small detail areas, where the Jumbo ProPencil is good for filling in areas.



Clown Makeup Palette

The palette was designed specifically to meet every clown's makeup requirements. It includes all of the necessary colors for Tramp/Hobo, Auguste and Whiteface.

- The palette comes in two sizes, three color and a five color.
- Perfect size for beginners, teaching and doing demonstrations.
- As with all cream makeup, you will need setting powder to finish the makeup application.
- We recommend using Barrier Spray underneath and on top of the powdered makeup to maximize the protection and keep from rubbing off.



Party Palette

A whimsical painters palette for the artist in everyone. This basic color palette allows the makeup to be held in the artist hand and the opportunity to blend color like a real artist.

- Five sealiable containers keep the water based makeup fresh
- Containers can be refilled with tubes of Fantasy FX
- Styrofoam palette allows for easy cleanup



Clown Makeup Kit

A perfect kit for that first time clown. The kit is designed to provide all the information and supplies for a beginner in a clown class.

- Five color palette provides makeup for Auguste, Whiteface, Tramp/Hobo.
- Color Instructions sheets explain step by step each application
- Full size brush and pencil allow for easy handling.
- Professional sponges
- Soft nose for easy use for the beginner



Dancer's Makeup Kit

An exciting new kit designed for the young dancer.

- Kit contains the Celebre Professional Foundation, in three skin tones. Celebre contains no oils, beeswax, no isopropyl myristate and is fragrance-free.
- Eight page instruction booklet for easy step by step instructions for basic and fantasy makeup for the young star.
- Additional Items included:
Barrier Spray, GlitterDust,
Precious Gem Powder,
Mascara, Setting
Powder, Powder Puff,
Full-Size Pencil Liner,
Non-latex Foam
Wedges, Cotton Swabs
and Makeup Remover
Cloth make this a
complete kit for the
beginner.



Bald Cap Kit

This kit is designed to provide step by step instructions for application of a bald cap and makeup.

- Includes easy to follow instruction booklet with full color photos
- A professional bald cap that allows for adjustment for head size. Easy to trim to fit.
- Enough makeup and supplies to apply to several caps (additional caps sold separately)



Tattoo Cover

Tattoo Cover comes in five skin tones and is designed to cover the darkest tattoo.

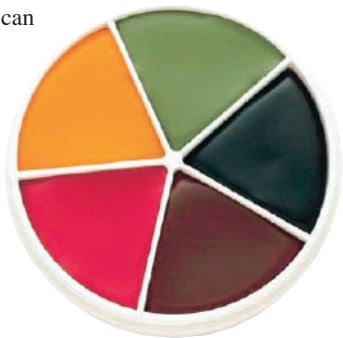
- Comes in a convenient five color ring to use as a tester to match skin tone.
- Each color is available in a large .9 oz size for easy use by individuals
- Makeup pats on the skin for easy coverage.
- Powder with a Colorset Powder and apply foundation makeup over it.
- Spray with Barrier Spray to set the makeup and keep it from rubbing off.



Bruise ColoRing™

Specially selected colors to produce the perfect bruise everytime.

- Five colors provide the different colors of bruising and are arranged around the ring
- Using a sponge, apply the makeup in an uneven manner to the point of impact.
- Apply additional colors, keeping the darkest colors in the center. As the bruise heals it will become more green/yellow on the outside edges first.
- Because the bruise should be shiny, you don't need to powder down the makeup.
- The Bloody Rose color can be used with a stipple sponge to drag across the skin to create a "Road Rash" and then drag a little of Midnight Sky through it to create asphalt dirt



Stageline™ Brushes

Professional Brushes that make every makeup application easier. Each brush has been specially designed to accommodate the needs of every makeup need.

- Easy to hold full length handles
- Golden Nylon bristles allow for smooth application and easy clean up
- Pointed, Angled, and Flat shapes give to unlimited design potential
- The Fan Brush and the Powder Brushes are ultra soft and allow for easy removal of setting powder or application of powder rouges.
- The Eyebrow Brush provides stiff bristles to shape and control the wildest eyebrows.
- To insure a long life of the brushes, they need to be cleaned regularly with our Brush Treatment. (Soap and water may be used, but will take a lot longer to dry, and may not get all the makeup out of the bristles)



Paradise Makeup AQ™

Paradise Makeup AQ™ is the perfect face painting product. We have provided several different ways to use and store the product.

- Eight color palettes make it easy to set up and tear down a workstation.
- No lids to remove. Large surface area in each color for use with sponge or brush.
- Each color comes in a two-color refill for quick changes and provides back stock.
- Palettes are available empty, providing the opportunity to design ones own palette.



Spirit Gum and Spirit Gum Remover

Spirit Gum is an amber colored, alcohol/resin liquid adhesive. Spirit Gum is great for adhering latex prosthetic pieces, cr pe hair and bald caps. Spirit Gum Remover dissolves the resin base, allowing for the Spirit Gum to be removed gently and easily.

- The Spirit Gum Remover is included in this convenient package for multiple applications of the adhesive and easy removal.
- An applicator brush is also included for easier application of Spirit Gum.
- Apply Spirit Gum to the skin or the back of the prosthetic piece. Apply the piece to the skin and then remove. Let both sides air dry for a couple of minutes, then reapply. This allows both sides to become more tacky and adhere better.
- For human hair beard and mustaches, NEVER put the Spirit Gum on the back of the lace piece. Apply only to the skin, then press the lace to the skin and remove. Let air dry to become tacky, then re-apply.

